



Poplite® Plywood & Veneer Core Panels



Grades: AB(I)/B(II)/BB(III) Grain: Long & Cross
Faces: Veneer, MDF/HDF, CPL/HPL, PB, Melamine, Deco-Veneer
Density: 26 lb/cu.ft. - 29 lb/cu.ft.; Screw Holding Strength: Excellent; Tolerances: Length/Width @ ±0.2 mm, Thickness @ ±0.2 mm

Certifications: **FSC**, **CARB**, **PEFC**
Fire Retardant Available




THICKNESS								
3	6	10	18	25	32	39	43	48
4	8	12	19	28	35	40	44	49
5	9	15	22	30	38	42	45	50

SIZES			
4' x 8'	5' x 8'	6' x 8'	6' x 12'
4' x 9'	5' x 9'	6' x 9'	7' x 10'
4' x 10'	5' x 10'	6' x 10'	7' x 12'

GLUING OPTIONS	
Class 1	Interior (E1)
Class 1	CARB Phase 2
Class 2	MR (E1)

Applications: Transportation, Office & Home Furniture, Cabinetry & Millwork, Wall & Ceiling Panels ...



Poplite® Lumber Core Panels



Grades: AB(I)/B(II)/BB(III)/C(IV) Grain: Long & Cross
Faces: Veneer, MDF/HDF, PB, HDF & CPL/Melamine
Core: 3 & 5 - Layer, Double & Triple Core

Certifications: **FSC**, **PEFC**



THICKNESS								
13	16	19	24	30	38	42	45	
14	17	20	25	34	39	43	48	
15	18	22	28	35	40	44	50	

SIZES			
4' x 8'	5' x 8'	6' x 8'	6' x 12'
4' x 9'	5' x 9'	6' x 9'	7' x 10'
4' x 10'	5' x 10'	6' x 10'	7' x 12'

GLUING OPTIONS	
Class 1	Interior
Class 2	MR

Applications: Decorative Wall Panels, Doors, Tabletops, Upholstery Furniture ...



Poplite® Particleboard & PB Core Panels



Types: LD Particleboard & HD Particleboard
Faces: Veneer, CPL, Melamine, Deco-Veneer

Certifications: **PEFC**
Fire Retardant & Water

Density: LD 30 - 40 lb/cu.ft., HD 36 - 45 lb/cu.ft.; Screw Holding Strength: LD <700 N, HD >800 N Tolerances: Length/Width @ ±0.5 mm, Thickness @ ±0.3 mm



THICKNESS								
4	8	13	16	19	25	32	40	50
5	10	14	17	20	28	35	44	60
6	12	15	18	22	30	38	48	

SIZES			
4' x 8'	5' x 8'	6' x 8'	6' x 12'
4' x 9'	5' x 9'	6' x 9'	7' x 10'
4' x 10'	5' x 10'	6' x 10'	7' x 12'

GLUING OPTIONS	
Class 1	Interior
Class 2	MR


Applications: Doors, Tabletops, Furniture



Poplite® Bending Plywood & CNC Plywood



Grades: AB(I)/B(II)/BB(III)
Faces: Veneer, Deco-Veneer
Species: PopLar, Okoume, Ceiba & More




CNC panels can provide the look of lumber when CNC routed to specific depths. Especially useful for applications with larger dimensions.

THICKNESS			
1.5	4	8	14
1.8	5	10	16
3	6	12	18

SIZES			
4' x 8'	5' x 8'	6' x 8'	6' x 10'

Applications: Where lightweight, flexible panels are required.

Grades: AB(I)/B(II) Interior & Exterior
Please submit inquiry for more details



Poplite® Marine Plywood & Composite Panels



Grades: AB(I)/B(II)/BB(III) Grain: Long & Cross
Faces: Veneer, Deco-Veneer
Species: Okoume, Teak, Mahogany & More.
Certifications: **Lloyd's Register BS 1088**, **PEFC**

Faces: A/AB Veneer, Deco-Veneer
Skin: Marine or Exterior Plywood
Core: Styrofoam, PVC Foam
Nomex, Rubber, Cork

Features:
Thermo Insulation
Sound Damping
Fire Retardant



THICKNESS					
1.5	4	8	12	18	25
1.8	5	9	14	20	30
3	6	10	15	22	

GLUING OPTIONS	
Class 3	MUF
Class 3	WBP

THICKNESS					
11	16	21	40	52	
14	18	23	44	60	
15	19	30	48		



SIZES			
4' x 8'	5' x 8'	6' x 8'	6' x 10'

